


**Order No.:** 51DB14ED15D1D | **GTIN (EAN):** 4069025446374

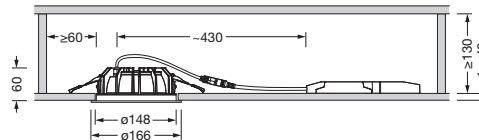
**Product description:** Lun21L,cov.op,e.wd2000lm940DA2MLwhrec



Lunis 21 L, downlight, opal, beam angle: extremely wide distribution, light emission: direct distribution, LED rated luminous flux: 2.000lm, light colour: 940, with terminal, 5-pole, mains connection: 220..240V, AC/DC, 0/50..60Hz, housing, round, of diecast aluminium, powder-coated, traffic white (RAL 9016), diameter: 166mm, clamping range: 1..40mm, protection rating (complete): IP20, protection rating (on room side): IP54, insulation class (complete): insulation class II (safety insulation), certification: CE, impact resistance: IK03, permissible ambient temperature for indoor applications: -20..+40°C, packaging unit: 1 piece

IP 20 IK 03  

Lamps:	LED
Wt. (kg):	0.7
GTIN (EAN):	4069025446374




It is mandatory that the assembly instructions must be observed when planning and installing the electrical installation (to be found at [www.siteco.com](http://www.siteco.com))

Tolerances related to thermal, electrical and photometric data according to IEC 62722

Issued 16.05.2026 - Modifications and errors subject to change - Ensure that you always use the latest version -

Order No.: 51DB14ED15D1D | GTIN (EAN): 4069025446374

Detailed technical description: Lun21L,cov.op,e.wd2000lm940DA2MLwhrec



#### Key data

- Product type: downlight
- Product name: Lunis 21 L
- Order No.: 51DB14ED15D1D

#### Lighting technology | Lamps | Control gear

##### Component 1

#### Lighting technology:

- Beam angle: extremely wide distribution
- Light emission: direct distribution

#### Lamps:

- Lamps: with LED
- Rated luminous flux: 2000lm
- Luminous efficacy: 137lm/W
- Colour temperature: 4000K
- Colour rendering index: CRI > 90
- Light colour: 940
- SDCM (Standard Deviation of Colour Matching): MacAdam  $\leq$  3 SDCM (initial)
- Rated input power: 14.3W
- Supplement: with through-wiring, luminous flux reduced to approx. 15% with DC operation, luminous flux adjustable on luminaire in 8 steps (1960/.../3780lm), connected load according to luminous flux setting (14.3/.../27.9W)

#### Operating device:

- Control: DALI 2, Multilumen

#### Certificates, Standards

- Protection rating: IP20
- Protection rating (on room side): IP54
- Insulation class: insulation class II (safety insulation)
- Impact resistance: IK03
- Temperature range (operation): -20..+40°C
- Certification, designation: CE

#### Material, Colour

- housing: diecast aluminium, powder-coated, traffic white (RAL 9016), round

#### Mounting

- Mounting method, mounting location: recessed, in the ceiling
- $\varnothing$  of ceiling cut-out: 150mm
- Clamping range: 1..40mm
- Arrangement: single arrangement

#### Electrical connection

- Connection: terminal, 5-pole
- Nominal voltage: 220..240V, 0/50..60Hz, AC/DC

#### Dimensions, Weight

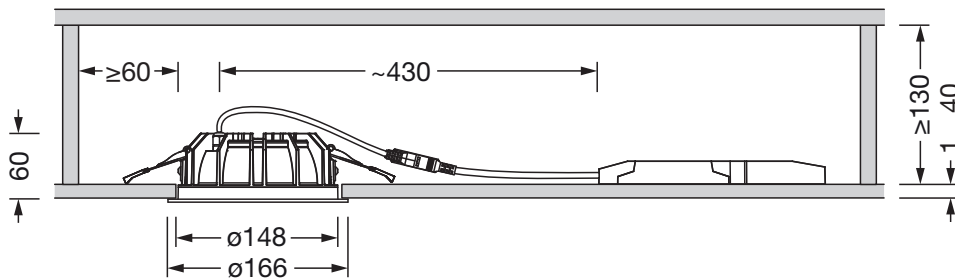
- Diameter: 166mm
- Height: 63mm
- Weight: 0.7kg

#### Service life

- Rated service life: 100000h (L80/B10) at AT = 25°C, 50000h (L90/B10) at AT = 25°C

Order No.: 51DB14ED15D1D | GTIN (EAN): 4069025446374

Dimensions: Lun21L,cov.op,e.wd2000lm940DA2MLwhrec



It is mandatory that the assembly instructions must be observed when planning and installing the electrical installation (to be found at [www.siteco.com](http://www.siteco.com))

Tolerances related to thermal, electrical and photometric data according to IEC 62722

Issued 16.05.2026 - Modifications and errors subject to change - Ensure that you always use the latest version -